

HallMonitor

by HATCH+MED



Upgrade existing signage with iPads - HallMonitor brings contextual illumination and automatic EMR updates.



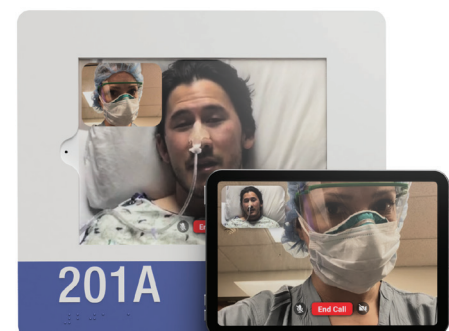
Compatible with all iPads in portrait & landscape orientation



UI independent RGB color panels with brightness & pattern selection



ADA compliant raised room number & Grade 2 Braille



Seamless 2-way video calling with patient



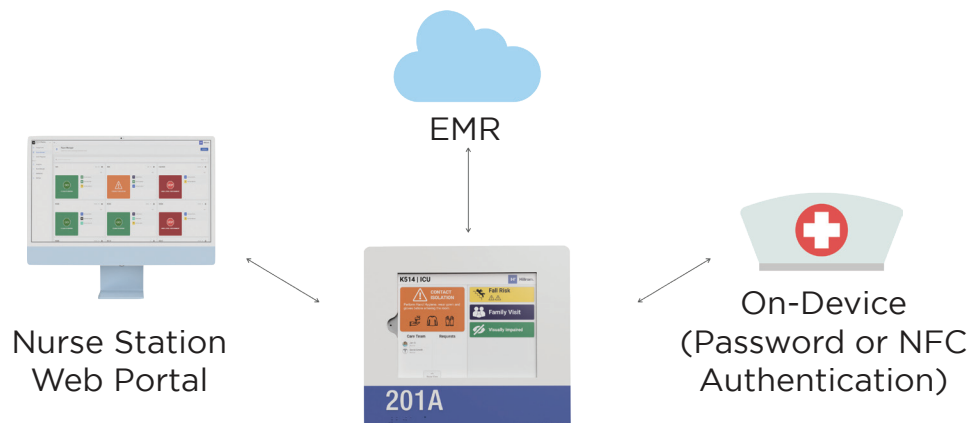
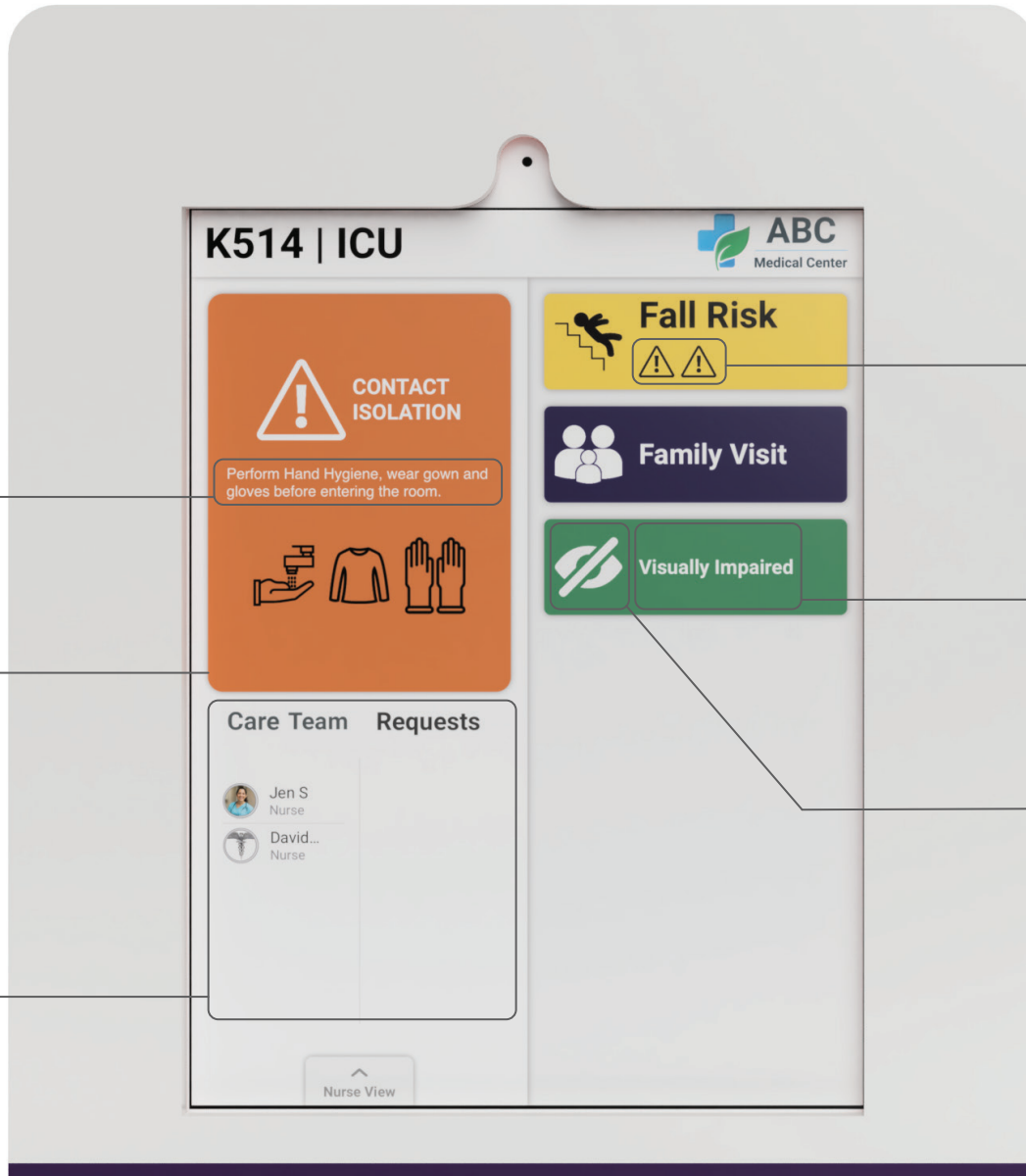
info@hatchmed.com

HATCH+MED



844-428-2463

HallMonitor ComCierge Software

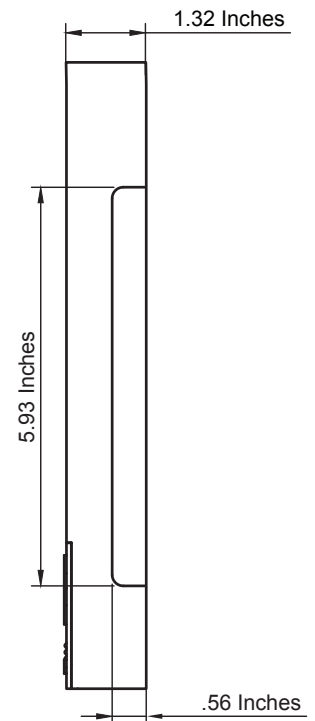
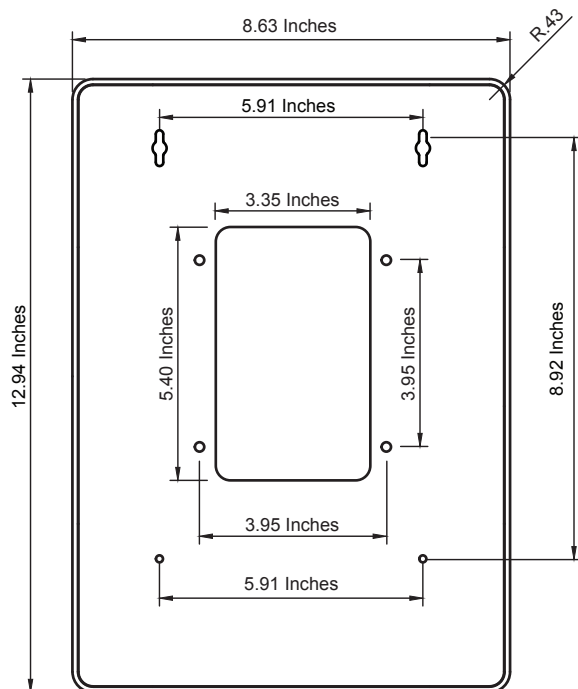
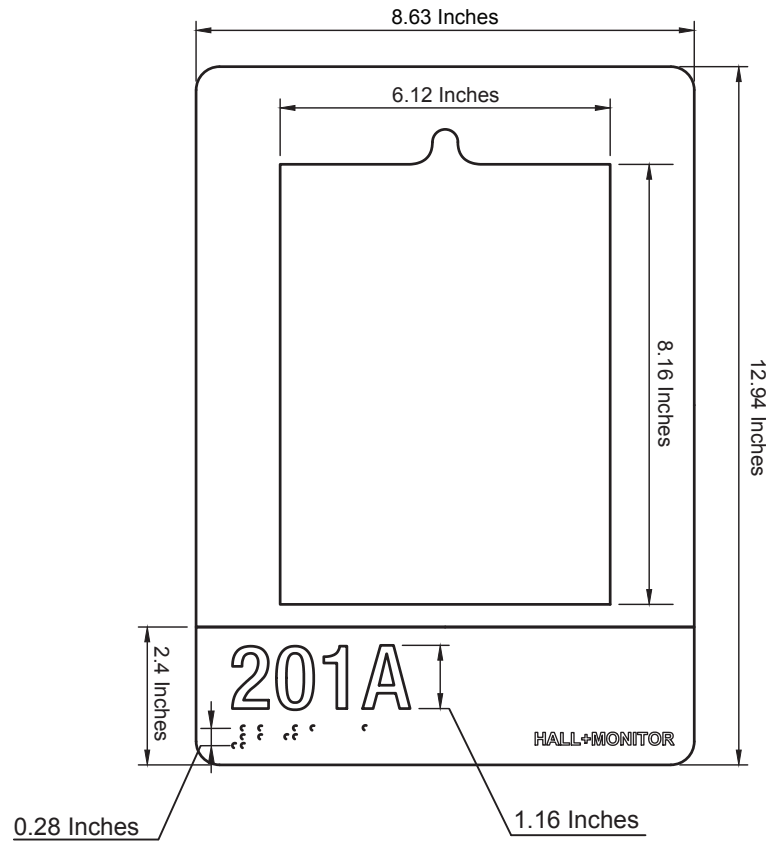


HIPPA protected automated & manual alert editing



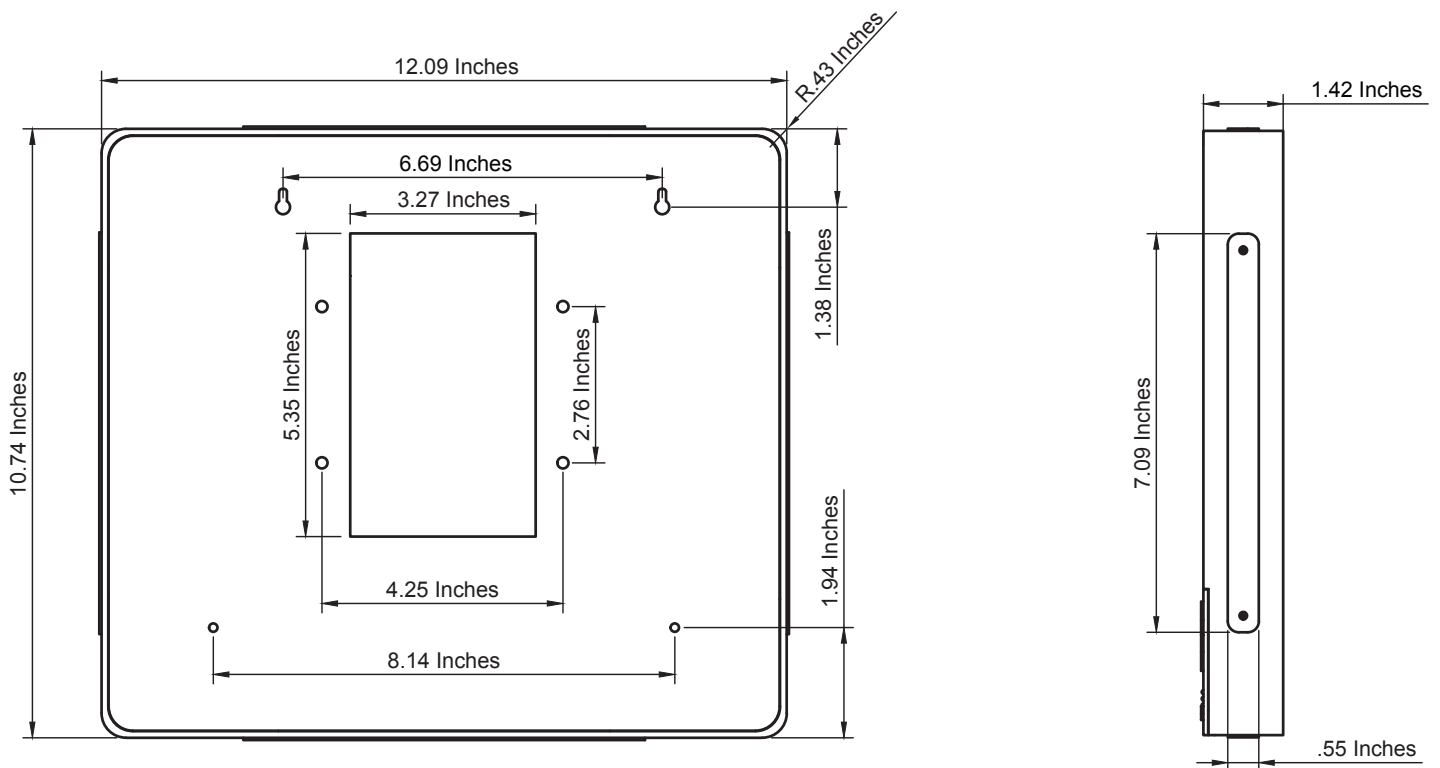
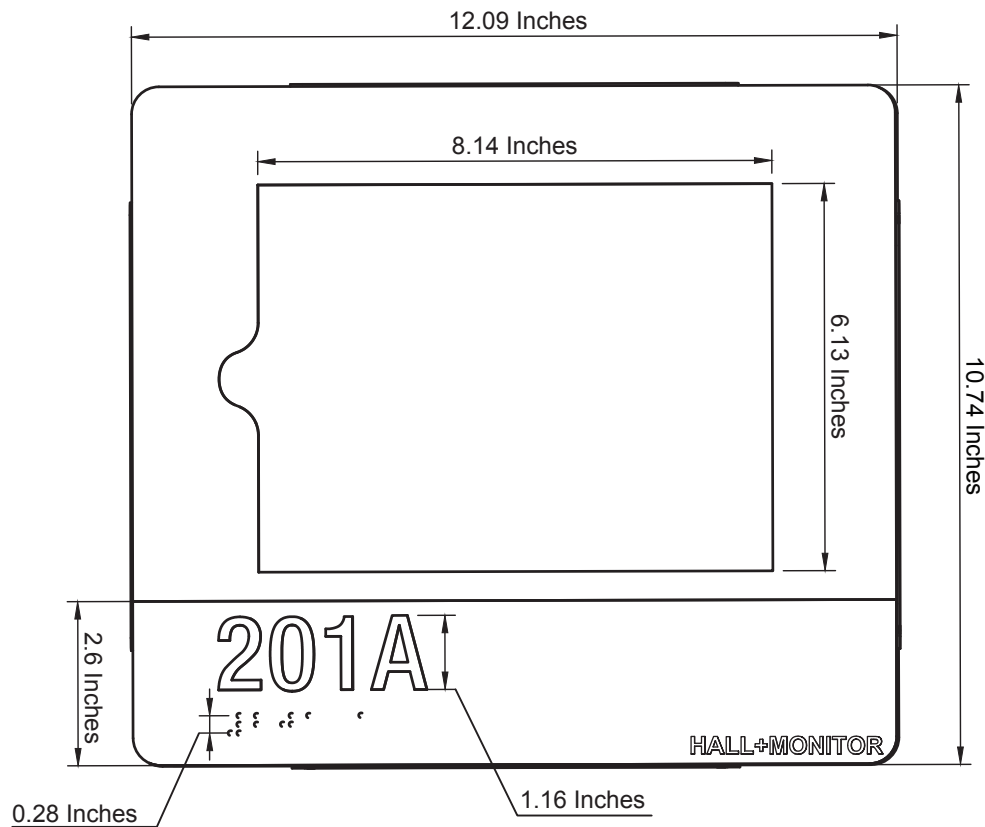
HallMonitor Vertical

iPad 7th, 8th & 9th Gen
HMNF-3821



HallMonitor Horizontal

iPad 7th, 8th & 9th Gen
HMNF-3812



Cisco PoE+ Switch Provisioning

While Cisco 9400 or 9300 model switches are rated for PoE+ and capable of negotiating PoE+ class 4 devices, they will default to only negotiating 15.4 watts configured for 2 event classification.

If your iPad is properly connected to the GAT-IW but not receiving power, follow these next steps carefully.

A. Proceed to your switch terminal and enter these commands

1. Switch>enable
2. Switch# configure terminal
3. Switch(config)# interface gigabitethernet2/0/1

B. Multiple ports on a switch can also be configured at once using these commands

1. "gigabitethernet2/0/1-24"
2. Switch(config-if)# power inline port 2-event
3. Switch(config-if)# end

For further information, please reference the following documentation from Cisco:

https://www.cisco.com/c/en/us/td/docs/switches/lan/catalyst2960cx_3650cx/software/release/15-2_7_e/configuration_guide/b_1527e_consolidated_3560cx_2960cx_cg/configuring_2_event_classification.pdf

Cleaning

Clean the HallMonitor and the iPad screen as needed with dry or moist wipes, avoid using wet products to prevent stain and residue marks on the surface.

Use water or Dimethyl Benzyl Ammonium Chloride based wipes (such as Clorox), do NOT use alcohol based cleaning products as those will degrade the paint over time. Be sure to wipe off any extra cleaning agent residue with water & a cloth prior to drying.



HallMonitor Specifications

Size & Weight

Supported iPads	iPad 7th, 8th, 9th & 10th Gen iPad Air 3rd, 4th & 5th Gen iPad Pro 10.5", 11" & 12.9"
Weight	2.0 lb (without iPad) 3.1 lb (with iPad)
Dimensions	12.09" W x 10.74" H x 1.42" D (Horizontal) 8.63" W x 12.96" H x 1.32" D (Vertical)

General Info

Connection & Charging	PoE+ (Ethernet & power) or 12V @ 3A (WiFi & power)
Power Draw	Peak: ~20W (iPad fast charging) Standard operation: ~15W
Materials	UV resistant painted ABS body & Lexan illumination panels
Illumination	RGBW LED panels on all sides, support for varied brightness and patterns
iPad Features	WiFi, front camera, speakers, microphones and screen not affected

Regulatory

Certifications	UL/cUL IEC 62368-1:2014 & FDA Registered Medical Device, Class 2 Exempt
Patents	US20210051223A1 US20220051532A1

Customization

Enclosure Colors	Two tone Pantone color scheme selection, custom paint matching available
Numbers & Braille	ADA compliant, 1mm raised letters and Grade 2 Braille

