



PadLock
by HATCH+MED

**The Smartest Mount for
Your Smart Devices**

Everything patients need,
deployed anywhere.

Connecting patients to technology in a
way that makes sense.

Since 2012, HatchMed has been transforming hospital safety, patient engagement, and workflow efficiency by providing healthcare teams with technology designed around their real-world needs. Founded by industry expert Brian Hatch, HatchMed is built on over 30 years of combined experience in software, hardware, and design. Our agile, collaborative approach has earned the trust of prominent hospitals across the country, allowing us to adapt to diverse facility needs with impactful technology solutions.

Our mission is straightforward: to help patients leave the hospital healthier, happier, and faster. We achieve this through innovation, bringing cutting-edge solutions to patient care, while staying true to our core values of being collaborative, agile, and intuitive.

HATCH+MED

The closest we've gotten to levitating the iPad.

Easily retrofit to your existing overbed table without any drilling or replacements.

Keeps the table surface clear on an arm with all the **range of motion** patients need.



Over 12" of table top clearance



BYOD Charger
& Headphone
Jack

Ergonomic Handle

The most convenient experience for your patients & care teams.



info@hatchmed.com

HATCH+MED



844-428-2463



VESA pattern or optional **PDi** arm adapter makes installation a breeze with built-in **PoE+** or **AC** power support to cover any room setup.

Antimicrobial enclosure is fluid resistant & cleaning chemical safe.

PadLock supports either PoE+ or standard AC power, with an optional ethernet connection. A 3.5mm headphone jack is always available, and AC power is required for BYOD charging.

What are the connection & charging options?

PadLock evolves with you - as iPads update, all cabling and circuitry remain constant, a simple frame upgrade is provided by HatchMed at no cost with the Upgrade Plan.

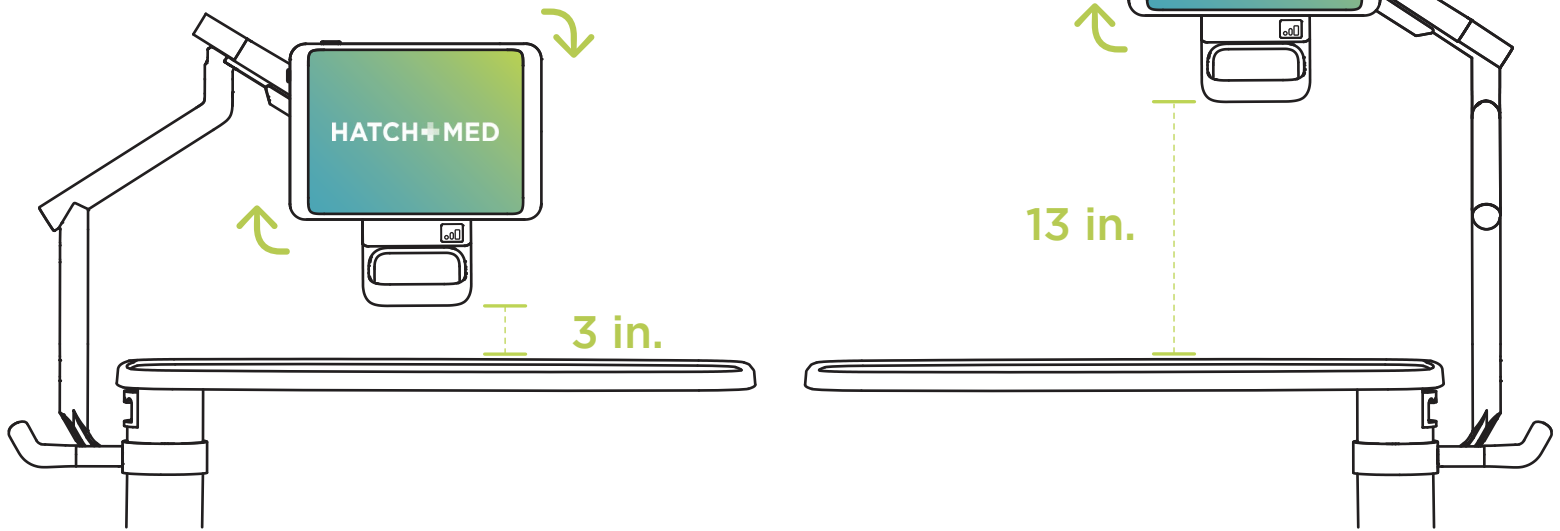
What happens when a new iPad comes out?

A custom clamp securely attaches to any overbed table leg, without the need for new tables or permanent drilling.

How does PadLock attach to the table?

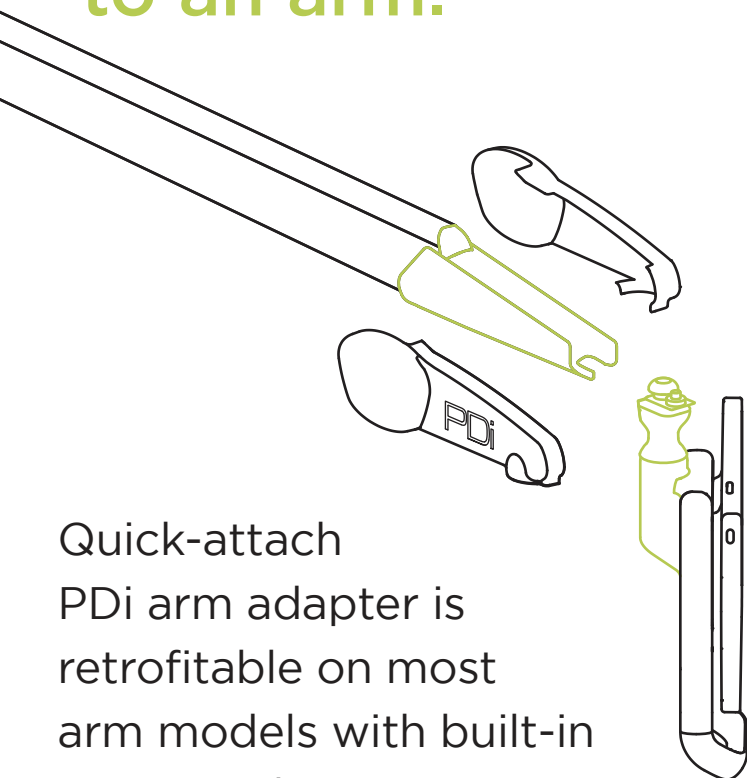


Mount PadLock to any table - no damage, no hassle.

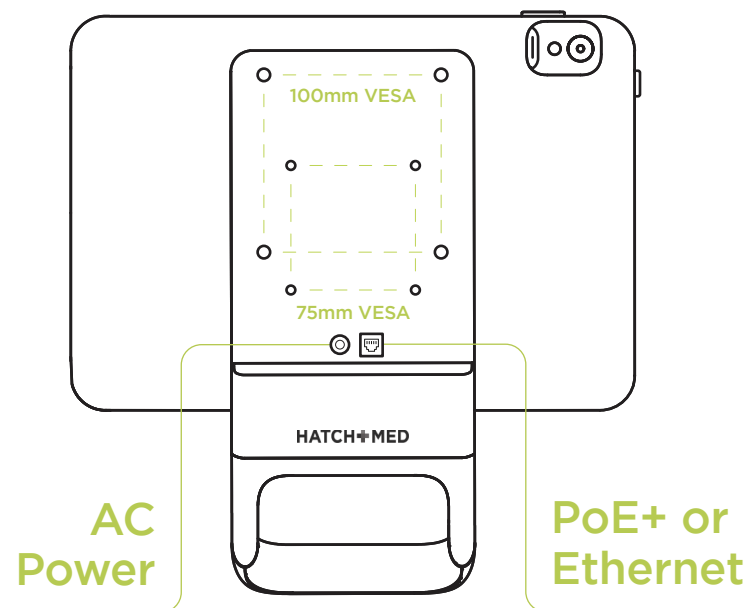


PadLock is dynamic, height-adjustable, rotates into portrait or landscape, and lets patients place it exactly where they want to.

Or mount PadLock to an arm.



Quick-attach
PDi arm adapter is
retrofittable on most
arm models with built-in
power & data management.



Universal VESA pattern to mount
PadLock just about anywhere.



PadLock Specifications



Scan for info
& install guide

Configuration

	Table Mount	Wall Arm Mount
Supported iPads	iPad 10th & 11th Gen iPad Air 13"	iPad 10th & 11th Gen iPad Air 13"
Power	Coiled medical cord with 12V 5A supply	PoE+ or 12V 5A cord pre-wired through arm
Network	iPad WiFi	Wired Ethernet with MAC white-listing or iPad WiFi
Install & Deployment	Table-specific clamp secured around table leg, no drilling damage	Factory-installed PDi arm adapter or VESA mount

General Info

Materials	Polycarbonate & TPE with antimicrobial & UV stabilizing additives	Audio & Charging Ports	Wired 3.5mm headphone jack for iPad inside PadLock, USB C & USB A charging for patient's personal device
Fluid Intrusion	Chemical, dust & water resistant case & ports	Rotation & Accessibility	Landscape or portrait orientation with over-rotation stops
Cleaning	Stable with standard hospital surface cleaners	Regulatory Certifications	FDA Registered Medical Device, Class 2 Exempt
iPad Features	WiFi, Bluetooth, cameras, speakers, microphones and screen not affected	Accessories	Table mobility handle & coiled cord clip

