



Bed Status LED

Programmable Colors

Dynamic Button

Custom Functions

Light Sensor

Auto-dims LEDs

Secondary 37 Pin

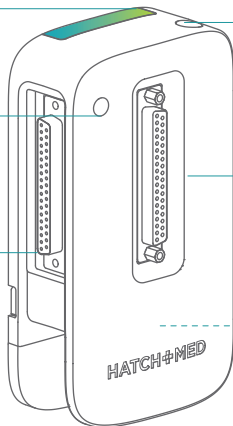
Extra Bed
Connection

Primary 37 Pin

Bed Connection

Output 37 Pin

Nurse Call
Connection

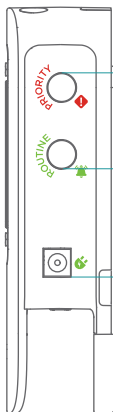


Priority Call 1/4" Expansion Jack

Routine Call 1/4" Expansion Jack

Power Connection

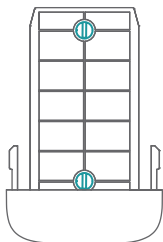
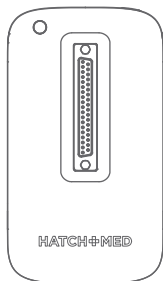
Use only provided 12V 3A power supply





Equipment Required

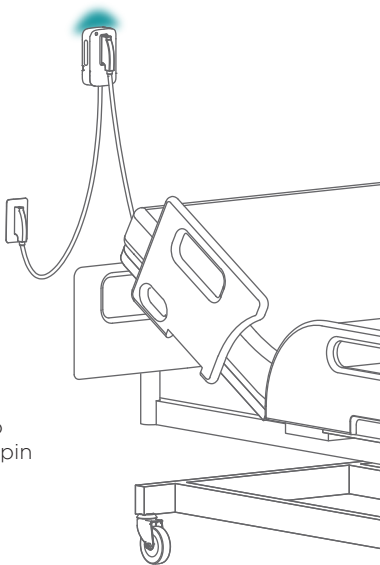
Tools for mounting HighLight to a single gang opening or directly to the headwall. Drywall & adhesive mounting hardware is provided.



Mounting

Secure the mounting bracket and clip the HighLight into place.

Position appropriately to be visible by the care team & avoid bed impacts.



Connecting

Connect the bottom 37 pin port to the nurse call system, the front 37 pin to the bed, as well as any auxiliary connections as needed.

